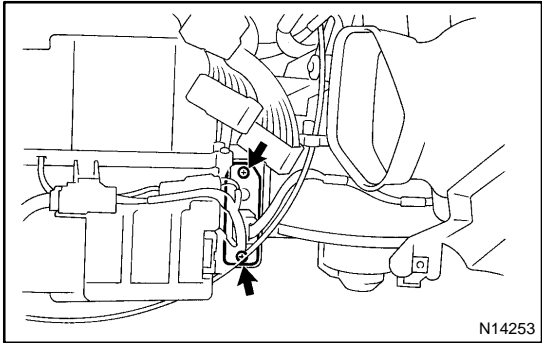


# BLOWER RESISTOR (Manual A/C)

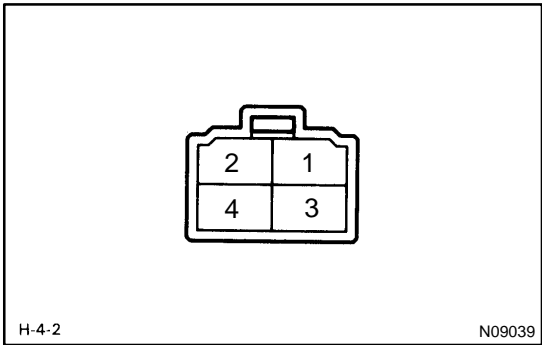
## INSPECTION

AC23E-03

1. REMOVE GLOVE COMPARTMENT PARTS  
(See page [BO-69](#) )



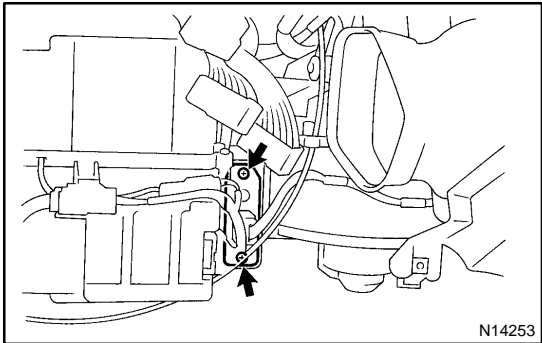
2. REMOVE BLOWER RESISTOR
  - (a) Disconnect the connector.
  - (b) Remove the 2 screws and blower resistor.



3. INSPECT BLOWER RESISTOR RESISTANCE

Tester connection	Condition	Specified condition
1-4	Constant	$2.2 \pm 0.1 \Omega$
1-3	Constant	$1.2 \pm 0.2 \Omega$
1-2	Constant	$1.8 \pm 0.2 \Omega$

If resistance is not as specified, replace the blower resistor.



4. INSTALL BLOWER RESISTOR
  - (a) Install the blower resistor with the 2 screws.
  - (b) Connect the connector.
5. INSTALL GLOVE COMPARTMENT PARTS  
(See page [BO-76](#) )